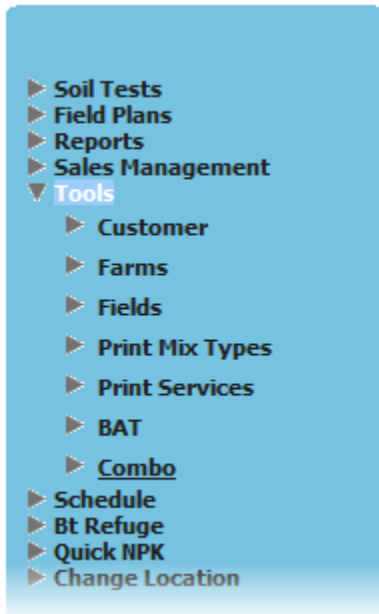


Procedures for Managing Combos




Combos: A set or series of products and their typical rates that are created within AgWorks to allow for entry of multiple products underneath one common name. Combos are typically setup for pesticides.

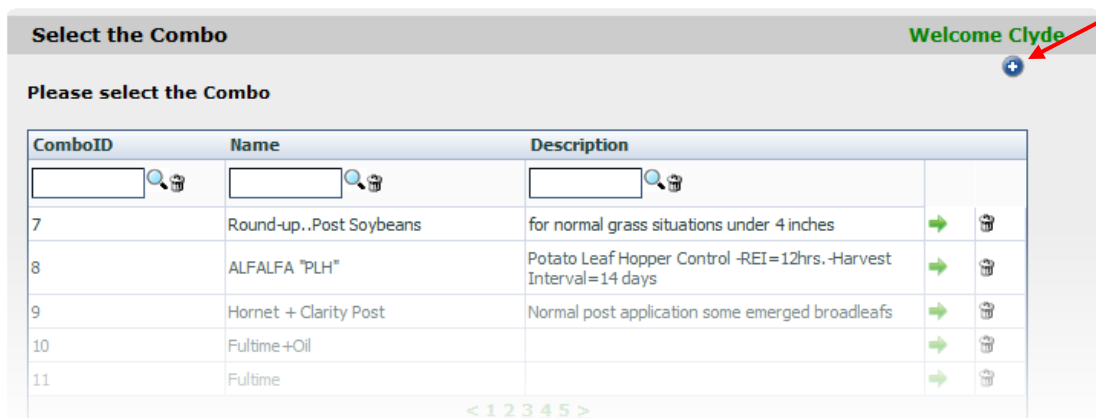
- You can access Combos in AgroDoc.Net by navigating to Tools > Combo




- Through this section you can **add** a new combo, **delete** an existing combo, **edit** an existing combo, or **print** the list of available combos.











Adding a Combo:

- To add a Combo, navigate to the following: Tools > Combo, and then click on the  button.



Select the Combo Welcome Clyde 



Please select the Combo

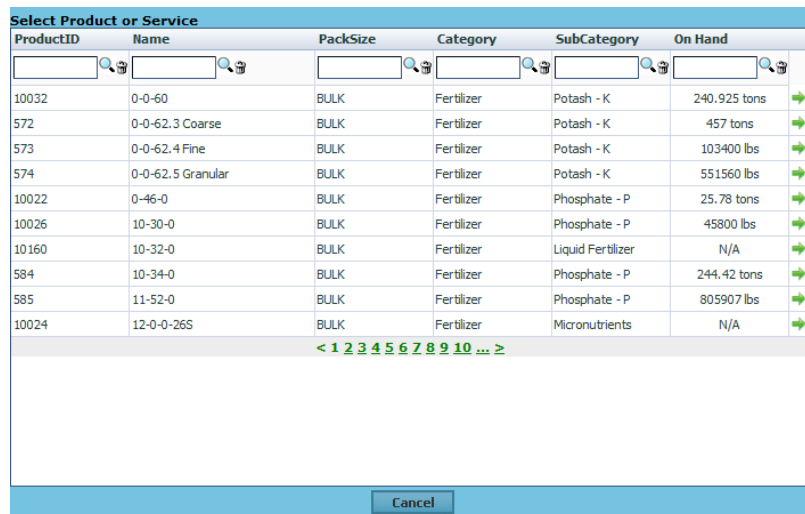
ComboID	Name	Description		
<input type="text"/>	<input type="text"/>	<input type="text"/>		
7	Round-up..Post Soybeans	for normal grass situations under 4 inches		
8	ALFALFA "PLH"	Potato Leaf Hopper Control -REI=12hrs.-Harvest Interval=14 days		
9	Hornet + Clarity Post	Normal post application some emerged broadleafs		
10	Fultime +Oil			
11	Fultime			

< 1 2 3 4 5 >

2. The Add New Combo window (shown below) will appear, within this window:





- a. Enter the appropriate title for your combo in the **Combo Name** field
- b. If desired, enter a description in the **Description** field
- c. Click on the  button to add your products to the combo
 - i. Within the Product/Service selection screen, select the product you would like to add to the combo by clicking on the  button.



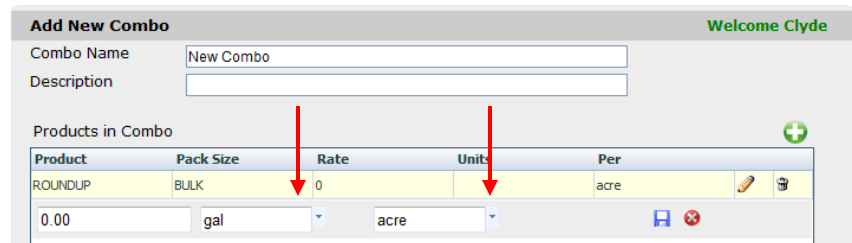
ProductID	Name	PackSize	Category	SubCategory	On Hand
10032	0-0-60	BULK	Fertilizer	Potash - K	240.925 tons
572	0-0-62.3 Coarse	BULK	Fertilizer	Potash - K	457 tons
573	0-0-62.4 Fine	BULK	Fertilizer	Potash - K	103400 lbs
574	0-0-62.5 Granular	BULK	Fertilizer	Potash - K	551560 lbs
10022	0-46-0	BULK	Fertilizer	Phosphate - P	25.78 tons
10026	10-30-0	BULK	Fertilizer	Phosphate - P	45800 lbs
10160	10-32-0	BULK	Fertilizer	Liquid Fertilizer	N/A
584	10-34-0	BULK	Fertilizer	Phosphate - P	244.42 tons
585	11-52-0	BULK	Fertilizer	Phosphate - P	805907 lbs
10024	12-0-0-26S	BULK	Fertilizer	Micronutrients	N/A



- Within the Product/Service selection screen, you can filter the list by typing criteria into the search panes (shown below) under each subsection.






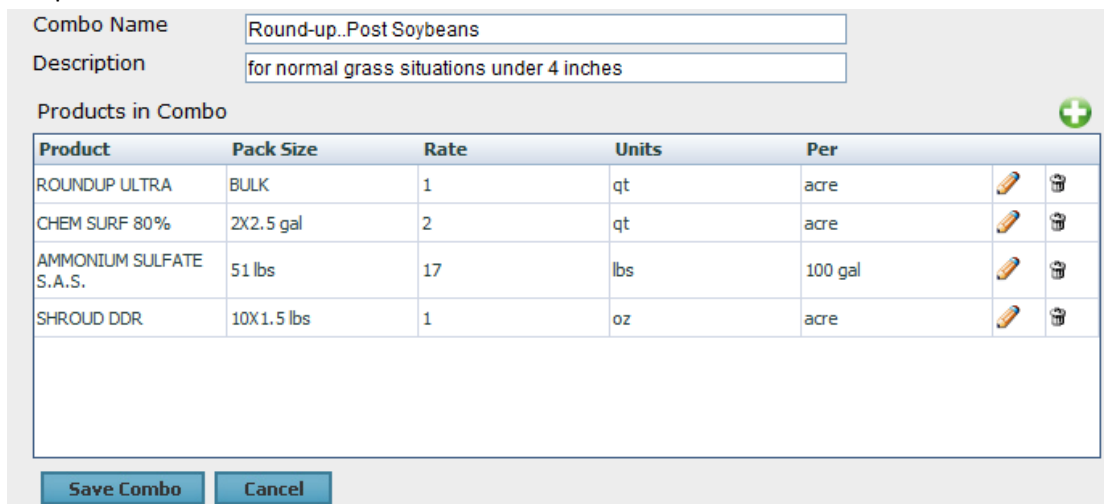
- The  button will search
- The  button will clear your search, removing the filter

- ii. Once the product is selected, you can enter the rate of the product
 - You can use the drop-down lists to change the unit of measure



- iii. When you are finished with the product, click the  button to save.
 - If you have made a mistake, and no longer need that product, you can click on the  button to cancel.

3. Repeat Step 2 until you have all of the products necessary for your Combo.
 - a. If you need to edit a product on the Combo, you can click on the  button to edit it.
 - b. If you need to delete a product on the Combo, you can click on the  button to delete it.
4. When you have finished adding all of your products, click on the  button to complete this task.




Another helpful thing to do is to set up combos with optional products with the rate set to 0 (zero). An example would be a combo with Roundup used as a burn down with 2-4,D at a 0 rate. This will give the applicator drivers the option to change the rate of the 2-4, D while entering their spray activities through the Smart Gun. However, these products will not be displayed on the Load List Report.

Editing a Combo:

1. To edit a Combo, navigate to the following: Tools > Combo
2. Select the Combo you would like to edit from the available list by clicking on the button

Select the Combo
Welcome Clyde

Please select the Combo

ComboID	Name	Description		
<input type="text"/>	<input type="text"/>	<input type="text"/>		
7	Round-up..Post Soybeans	for normal grass situations under 4 inches		
8	ALFALFA "PLH"	Potato Leaf Hopper Control -REI=12hrs. -Harvest Interval=14 days		
9	Hornet + Clarity Post	Normal post application some emerged broadleafs		
10	Fultime +Oil			
11	Fultime			

[<](#) [1](#) [2](#) [3](#) [4](#) [5](#) [>](#)

3. Within the Edit Combo screen, you can do the following:

Edit Combo
Welcome Clyde

Combo Name

Description

Products in Combo

Product	Pack Size	Rate	Units	Per		
ROUNDUP ULTRA	BULK	1	qt	acre		
CHEM SURF 80%	2X2.5 gal	2	qt	acre		
AMMONIUM SULFATE S.A.S.	51 lbs	17	lbs	100 gal		
SHROUD DDR	10X1.5 lbs	1	oz	acre		

- a. Edit the **Combo Name**
- b. Edit the **Description**
- c. Click on the button to edit the rate of a product

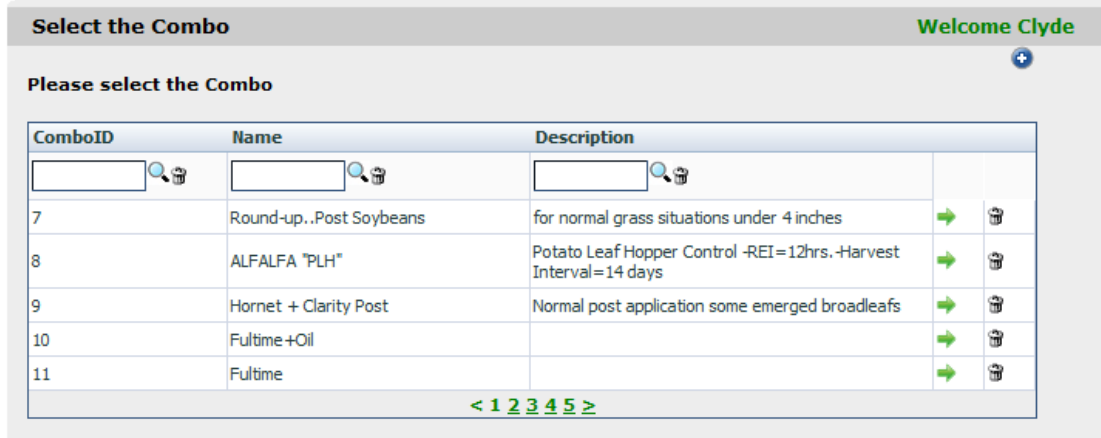
ROUNDUP ULTRA	BULK	1	qt	acre		
<input type="text" value="1"/>	<input type="text" value="qt"/>	<input type="text" value="acre"/>	<input type="button" value="Save"/>	<input type="button" value="Cancel"/>		

- i. When completed, click on the button to save, or the to cancel
- d. Click on the button to delete the product from the Combo

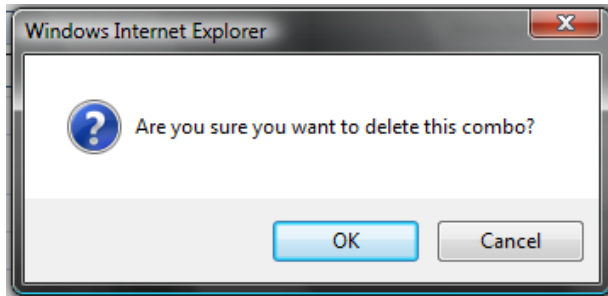
4. When you have finished with your modifications, click on the button to complete this task.

Deleting a Combo:

1. To delete a Combo, navigate to the following: Tools > Combo



2. Click on the button
3. You will receive a message similar to the one below



- a. If you are ready to delete the Combo, click on **OK**
- b. If you do not want to delete the Combo, click on **Cancel**

Printing Combos:

1. To print a list of Combos and their products, navigate to the following: Tools > Combo > Print
2. The report will open in a new window

The screenshot shows a printed report titled "Combo Table Content" with a "Report Preview" section dated "January 21, 2009". The report details for Combo ID 7 are as follows:

Combo ID	Name	Description
7	Round-up..Post Soybeans	for normal grass situations under 4 inches
Product ID: 524	ROUNDUP ULTRA	[BULK] Rate : 1.00 qt / acre 11.04 \$/Acre
Product ID: 85	CHEM SURF 80%	[2X2.5 gal] Rate : 2.00 qt / acre 5.89 \$/Acre
Product ID: 21	AMMONIUM SULFATE S.A.S.	[51 lbs] Rate : 17.00 lbs / 100 gal 1.63 \$/Acre
Product ID: 317	SHROUD DDR	[10X1.5 lbs] Rate : 1.00 oz / acre 0.81 \$/Acre
		Total 20.00 \$/Acre

The report also shows the start of Combo ID 8: "ALFALFA 'PLH'" with description "Potato Leaf Hopper Control -REI=12hrs. -Harvest interval=14 days".