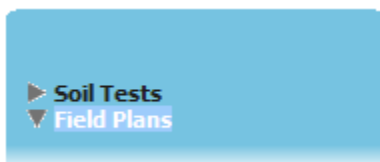


## Final Yield, Final Price, Final PAT (Profit Analysis Test)

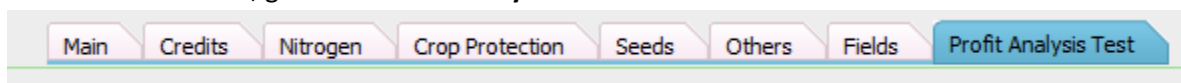
AgroDoc.NET provides new data storage and analysis for Final Yields and Final Crop Price at the field level. This data, along with production costs defined in Field Plans and PATs will yield final profitability at the field level.

### Final Yield, Final Price

1. To record Final Yields and/or Final Price click on **Field Plans**



2. Select a **Grower** by clicking on the → button
3. Select a **Field Plan** by clicking on the → button
4. Within the Field Plan, go to the **Profit Analysis Test** tab



5. Scroll down to view the Final PAT (on the bottom right), enter the **Final Yield** and the **Final Price** on then click on the **Calculate** button

**Final PAT**


|  |  |
|--|--|
| Final Yield=                             | <input style="width: 100%;" type="text" value="0.00"/>   |
| Final Price=                             | <input style="width: 100%;" type="text" value="\$0.00"/> |
| Final Breakeven Yield = 0.00 bushel/acre |  |
| Final Breakeven Price = \$0.00/bushel    |  |
| Final Loss = \$718.62/acre               |  |

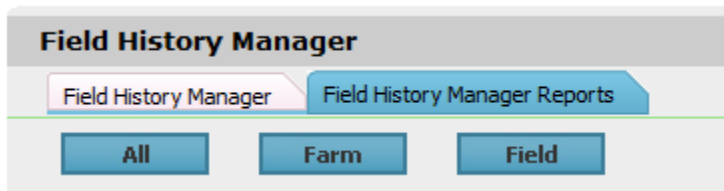
6. The following calculations will be completed:
  - a. **Final Breakeven Yield**, a calculation based on the final price and total cost.
  - b. **Final Breakeven Price**, a calculation based upon final yield and total cost.
  - c. **Final Profit**, a calculation based upon  $((\text{final yield}) * (\text{final price})) - (\text{total cost})$




## Field History

- Final Yield along with Target Yield (or Yield Goal) is also displayed in Field History Reports. To access Field History Reports navigate to: Reports > Field History Manager



- Select **Grower** by clicking on the  button
- Select the **Field History Manger** tab



- Select whether you'd like to run the report for , , or  by clicking on the corresponding button
- An example of the Field History Report run for a Farm is below:

|                                  |              |   |             |  |               |
|----------------------------------|--------------|---|-------------|--|---------------|
| <b>Filburg Robert</b>            |              | 30206 Bellevue Cascade Road<br>Bellevue IA 52031  |             | Phone: (563) 577-2323<br>Lic. or Permit: Expired |               |
| <b>Field/Farm History Report</b> |              |   |             |  |               |
| Farm Name: Home                  |              | <b>Broadcast</b>  |             |  |               |
| <u>Field Name</u>                | <u>Acres</u> | <u>Products</u>   | <u>Date</u> | <u>Source</u>                                    | <u>Season</u> |
| 2H                               | 0.00 (A)     | N-P-K-Zn-B-S: 13 - 61 - 89 - 0.0 - 0.0 - 0.0, PeLime:0.0 lbs/acre   | 2/15/06     | AgroDoc  | 2005          |
| 2H                               | 65.70 (A)    | N-P-K-Zn-B-S: 6 - 30 - 80 - 0.0 - 0.0 - 0.0, PeLime:0.0 lbs/acre, (DRY CUSTOM APPL, None)   | 4/20/02     | AgroDoc  | 2002          |
| 2H                               | 102.00 (A)   | N-P-K-Zn-B-S: 123 - 41 - 60 - 0.0 - 0.0 - 0.0, PeLime:0.0 lbs/acre, (Liquid 1st Trip, With mix 1) HARNESS=2.5 pt/acre, (none, With broadcast) | 4/21/01     | AgroDoc  | 2001          |
| <b>Manure</b>                    |              |   |             |  |               |
| <u>Field Name</u>                | <u>Acres</u> | <u>Products</u>   | <u>Date</u> | <u>Source</u>                                    | <u>Season</u> |
| 2H                               | 0.00 (A)     | Manure: 40 - 0 - 0 - 0.0 - 0.0 - 0.0  |             |  | 2005          |