

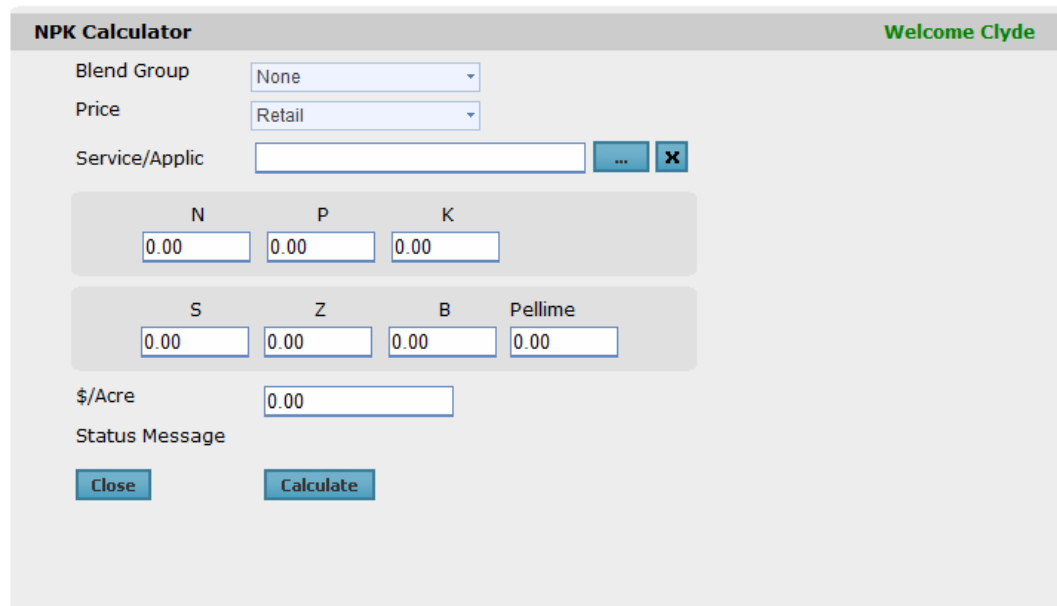
Understanding the Quick NPK Calculator

Quick Recommendations can be used for speedy informational purposes or for a quick quote and recommendation when there is no farm or field set up in the AgroDoc.NET system.




1. To access Quick NPK, click on **Quick NPK**



2. The NPK Calculator will be displayed. Within this screen, you can:



A screenshot of the 'NPK Calculator' web interface. The title bar says 'NPK Calculator' and 'Welcome Clyde'. The form includes: 'Blend Group' (None), 'Price' (Retail), 'Service/Applic' (empty), and input fields for N (0.00), P (0.00), K (0.00), S (0.00), Z (0.00), B (0.00), and Pellime (0.00). There is also a '\$/Acre' field (0.00) and 'Close' and 'Calculate' buttons.

- a. Select a **Blend Group** from the drop down list
- b. Select a **Price** from the drop down list
- c. Select a **Service/Applic** by clicking on the  button
 - i. If you want to remove your selected service/applic, you can do so by clicking on the  button
- d. Enter the values for N, P, K, S, Z, B, and Pellime
- e. When done, click on the  button to populate the \$/acre.